

THE PLEX MANUFACTURING CLOUD

IntelliPlex Financial Analytics Application



ERP systems for manufacturing collect incredible volumes of data across the enterprise, but solely relying on IT resources to build and maintain reports or dashboards can result in delays and constant iterations. You need a pre-configured interactive dashboard, built on a cloud analytics platform, that takes away the complexity of reporting and helps with responsive decision making – from any device, anywhere.

1100
1011
00110

Data-driven Actions

Business information spread across multiple disconnected systems makes it difficult to get a “single version of the truth”. Financial leaders find themselves flying blind if they can’t access the right data, the analytics are too cumbersome to use or they can’t trust their data. The IntelliPlex® Financial Analytics application provides true role-based executive dashboards to allow business users to take data-driven actions, rather than slog through offline spreadsheets.



Visual Insights

Manufacturing financial executives require quick and reliable access to critical insights in order to make informed strategic decisions. But waiting for data analysts to provide reports can make analysis difficult and time-consuming. IntelliPlex Financial Analytics application is a collection of rich visual best practices financial metrics and KPIs, providing a jump-start to your decision making.



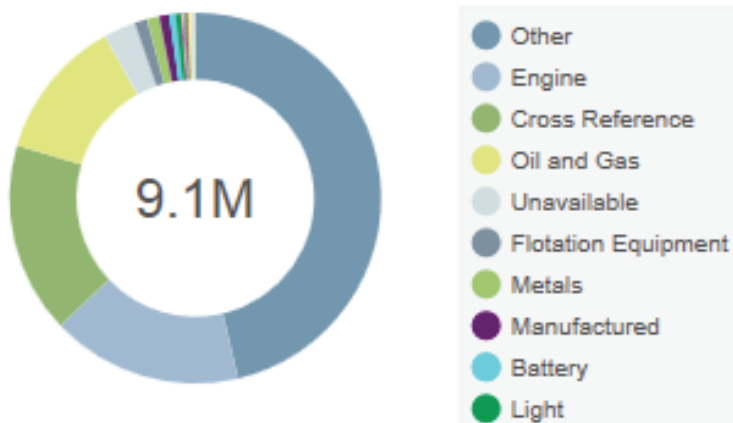
Personalized Portals

Different roles within a manufacturing organization require not only very different metrics, but even different ways of presenting and viewing data. Further, any individual user may prefer a unique layout, metric, data presentation or even color scheme. IntelliPlex Financial Analytics application lets you personalize your view to the business, without writing a single line of code.

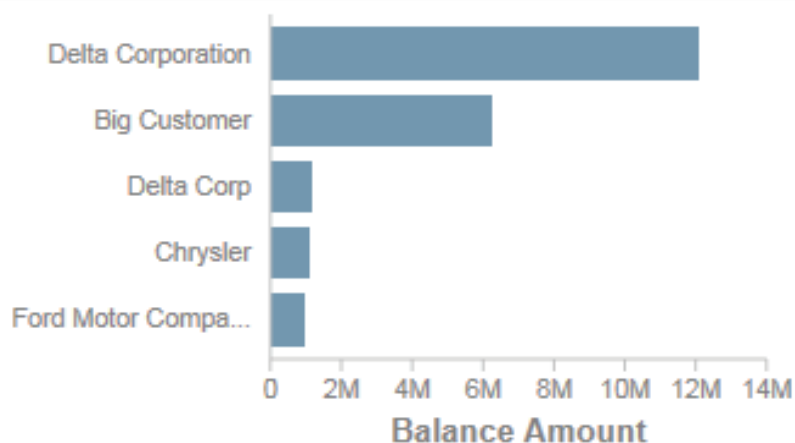


IntelliPlex Financial Analytics application is a collection of purpose-built financial metrics and KPIs, designed for CFOs and CEOs, for a rich visual self-service interaction – delivering insight for more informed decisions.

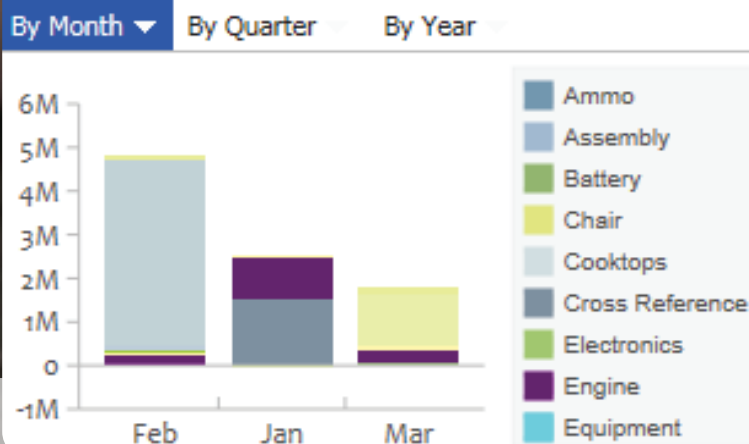
Revenue by Part Type



Top 5 Customers Open Receivables



Revenue



THE PLEX MANUFACTURING CLOUD

IntelliPlex Financial Analytics Application

Financial Domain Focus

- Gain insight with immediate access to out-of-the-box best practices financial KPIs (key performance indicators) and metrics
- Look at the financial health of the business through a collection of KPIs including revenue, gross profit, cost of goods sold, invoices, margins, receivables aging, payables aging and more
- View consolidated financial performance data for the enterprise or look at the performance of individual manufacturing facilities one by one

Rich Data Visualization

- Get secure access to financial information from anywhere and any device
- Uncover trends, anomalies and focus areas through rich visual dashboards in a way that spreadsheets or reports could never achieve
- Interact with dashboard elements for deeper insight and underlying trends – drill-down or view financial information across geography, time and other dimensions

The domain-specific self-service functionality of IntelliPlex Analytics platform delivers the right information in the right format for more-informed decision making.

Personalized Experience

- Get a customized view through role-based dashboards for data-driven actions quickly and easily
- Create a personalized financial dashboard to showcase the exact metric, chart or graph to align with a business process and/or a role
- Take advantage of the self-service ad-hoc query utility to quickly get data and answers – without writing a single line of code and without having to know the underlying Plex data structure



09/16/2019